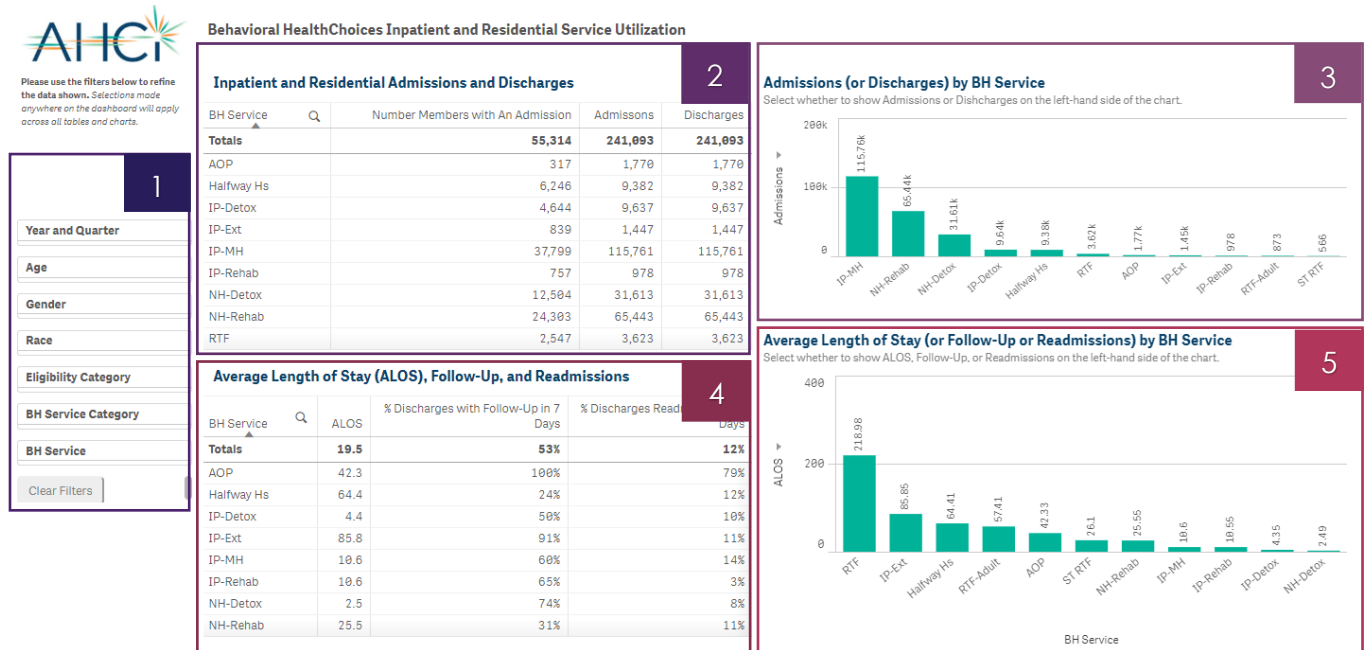


This dashboard displays HealthChoices members' utilization of inpatient and residential services, including admissions, discharges, lengths of stay, post-discharge follow-up, and post-discharge readmission. The data set only includes HealthChoices claims data, so it does not include data for Base services provided by Allegheny County DHS. Filters can be used to change the data you see for specific groups and time periods.



Behavioral HealthChoices Inpatient and Residential Service Utilization

Please use the filters below to refine the data shown. Selections made anywhere on the dashboard will apply across all tables and charts.

1 **Filters**

- Year and Quarter
- Age
- Gender
- Race
- Eligibility Category
- BH Service Category
- BH Service
- Clear Filters

2 **Inpatient and Residential Admissions and Discharges**

BH Service	Number Members with An Admission	Admissions	Discharges
Totals	55,314	241,093	241,093
AOP	317	1,770	1,770
Halfway Hs	6,246	9,382	9,382
IP-Detox	4,644	9,637	9,637
IP-Ext	839	1,447	1,447
IP-MH	37,799	115,761	115,761
IP-Rehab	757	978	978
NH-Detox	12,504	31,613	31,613
NH-Rehab	24,393	65,443	65,443
RTF	2,547	3,623	3,623

3 **Admissions (or Discharges) by BH Service**

Select whether to show Admissions or Discharges on the left-hand side of the chart.



BH Service	Admissions
IP-MH	115,761
NH-Rehab	65,443
NH-Detox	31,613
IP-Detox	9,637
Halfway Hs	9,382
RTF	3,623
AOP	1,770
IP-Ext	1,447
IP-Rehab	978
RTF-Adult	873
ST RTF	566

4 **Average Length of Stay (ALOS), Follow-Up, and Readmissions**

BH Service	ALOS	% Discharges with Follow-Up in 7 Days	% Discharges Readmissions in 30 Days
Totals	19.5	53%	12%
AOP	42.3	100%	79%
Halfway Hs	64.4	24%	12%
IP-Detox	4.4	50%	10%
IP-Ext	85.8	91%	11%
IP-MH	10.6	60%	14%
IP-Rehab	10.6	65%	3%
NH-Detox	2.5	74%	8%
NH-Rehab	25.5	31%	11%

5 **Average Length of Stay (or Follow-Up or Readmissions) by BH Service**

Select whether to show ALOS, Follow-Up, or Readmissions on the left-hand side of the chart.



BH Service	Average Length of Stay (ALOS)
RTF	218.98
IP-Ext	85.85
Halfway Hs	64.41
RTF-Adult	57.41
AOP	42.33
ST RTF	20.1
NH-Rehab	25.55
IP-MH	10.6
IP-Rehab	10.55
IP-Detox	4.35
NH-Detox	2.49

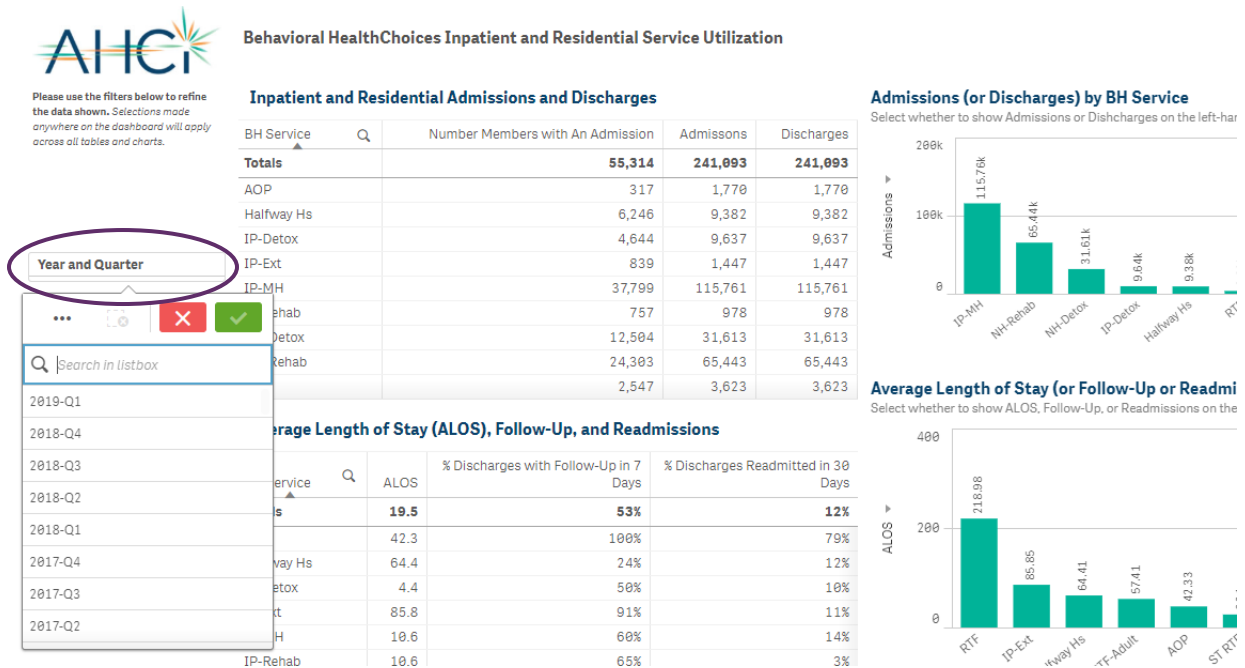
- 1 Filters** – Adjust filters to change the data you see (more on this on the next page).
- 2 Admissions and Discharges (A&D) Table** – View the number of HealthChoices members who have had an inpatient or residential admission, as well as the number of admissions and discharges of HealthChoices members by service. The data in this table changes based on filter selections.
- 3 A&D by Behavioral Health Service Graph** – Compare inpatient and residential services with the highest number of admissions or discharges. The data in this graph changes based on filter selections.
- 4 Average Length of Stay, Follow-Up and Readmissions (ALOS, etc.) Table** – See the average length of stay, percentage of discharges with follow-up within 7 days, and percentage of discharges with readmissions within 30 days among HealthChoices members by service. The data in this graph changes based on filter selections.
- 5 ALOS, etc. by Behavioral Health Service Graph** – Compare inpatient and residential services with the highest average length of stay, greatest follow-up after discharge, and greatest readmissions after discharge. The data in this graph changes based on filter selections.

Filters

Users can make selections from any of the filter categories to refine the data visualized in the tables, graphs, and charts. By clicking on any filter category, you will see a drop down menu of choices. You can make as many or as few selections as you like, which will be grouped, or aggregated, in the visualizations.

1. Filter Selection

- Click on a filter category (e.g., if you want to look at data for specific years, click “Year and Quarter”).



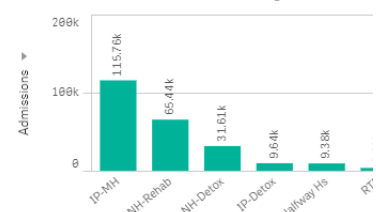
Behavioral HealthChoices Inpatient and Residential Service Utilization

Inpatient and Residential Admissions and Discharges

BH Service	Number Members with An Admission	Admissions	Discharges
Totals	55,314	241,093	241,093
AOP	317	1,770	1,770
Halfway Hs	6,246	9,382	9,382
IP-Detox	4,644	9,637	9,637
IP-Ext	839	1,447	1,447
IP-MH	37,799	115,761	115,761
Rehab	757	978	978
Detox	12,504	31,613	31,613
Rehab	24,303	65,443	65,443
IP-Rehab	2,547	3,623	3,623

Admissions (or Discharges) by BH Service

Select whether to show Admissions or Discharges on the left-hand

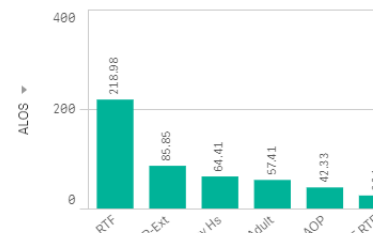


Average Length of Stay (ALOS), Follow-Up, and Readmissions

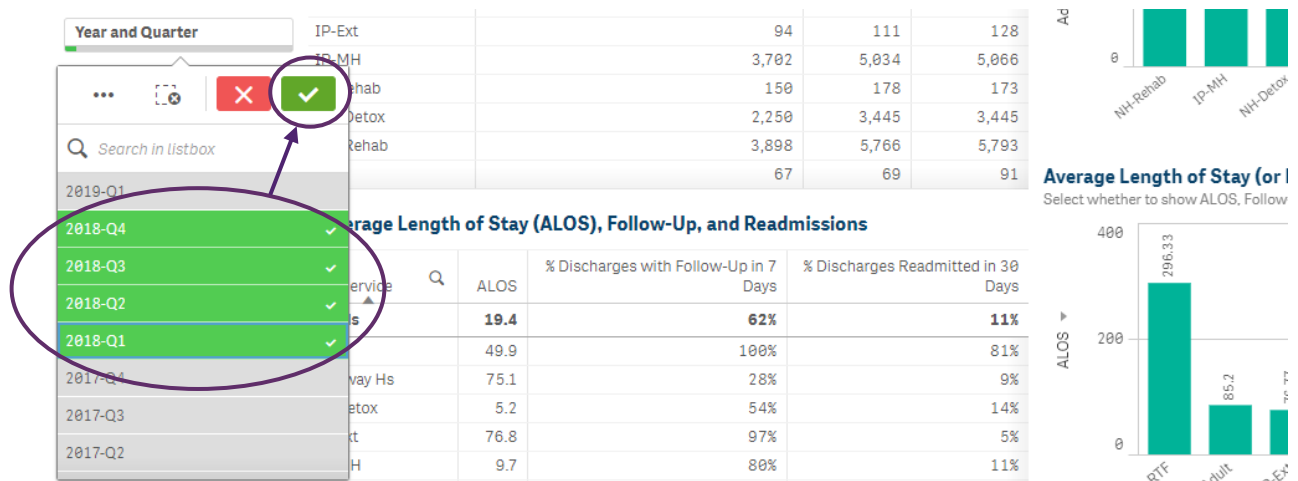
Service	ALOS	% Discharges with Follow-Up in 7 Days	% Discharges Readmitted in 30 Days
Totals	19.5	53%	12%
AOP	42.3	100%	79%
Halfway Hs	64.4	24%	12%
Detox	4.4	50%	10%
IP-Ext	85.8	91%	11%
IP-MH	10.6	60%	14%
IP-Rehab	10.6	65%	3%

Average Length of Stay (or Follow-Up or Readmissions)

Select whether to show ALOS, Follow-Up, or Readmissions on the



- A drop down menu will appear when you click on the filter category. Select specific filter(s) based on what you want to see (e.g., if you want to see data from 2018, click on “2018-Q4”, “2018-Q3”, “2018-Q2”, and “2018-Q1”).
- To confirm your selection, click the green check mark.



Year and Quarter

IP-Ext 94 111 128

IP-MH 3,702 5,034 5,066

Rehab 150 178 173

Detox 2,250 3,445 3,445

Rehab 3,898 5,766 5,793

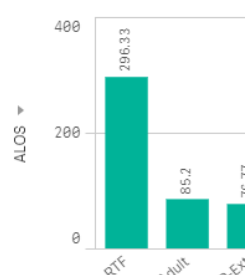
IP-Rehab 67 69 91

Average Length of Stay (ALOS), Follow-Up, and Readmissions

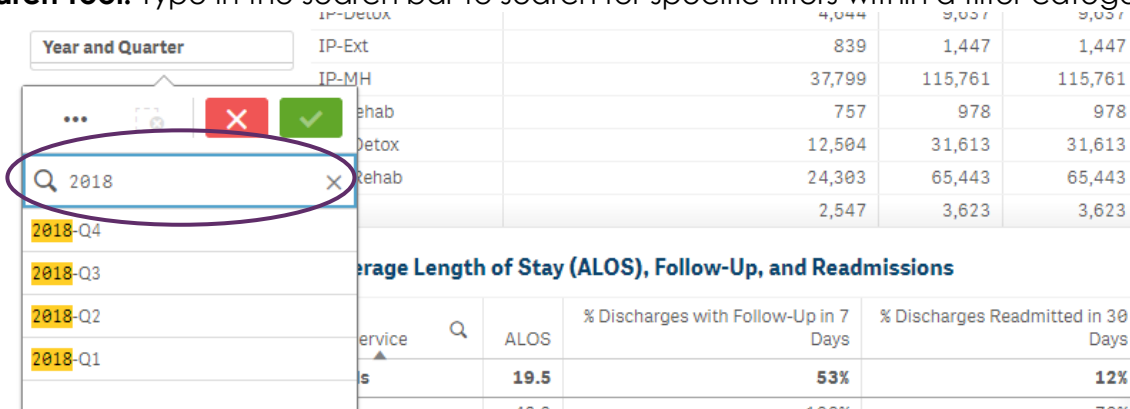
Service	ALOS	% Discharges with Follow-Up in 7 Days	% Discharges Readmitted in 30 Days
Totals	19.4	62%	11%
AOP	49.9	100%	81%
Halfway Hs	75.1	28%	9%
Detox	5.2	54%	14%
IP-Ext	76.8	97%	5%
IP-MH	9.7	80%	11%

Average Length of Stay (or Follow-Up or Readmissions)

Select whether to show ALOS, Follow-Up, or Readmissions on the

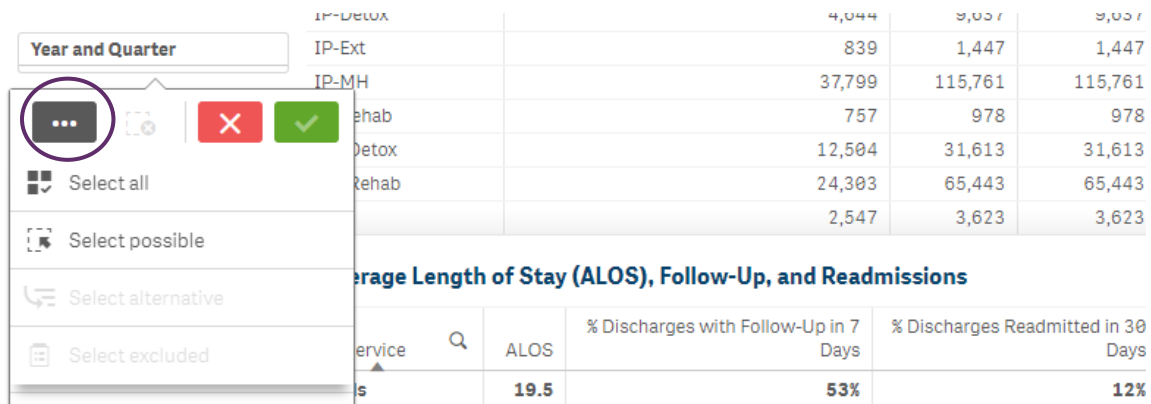


2. **Search Tool:** Type in the search bar to search for specific filters within a filter category.



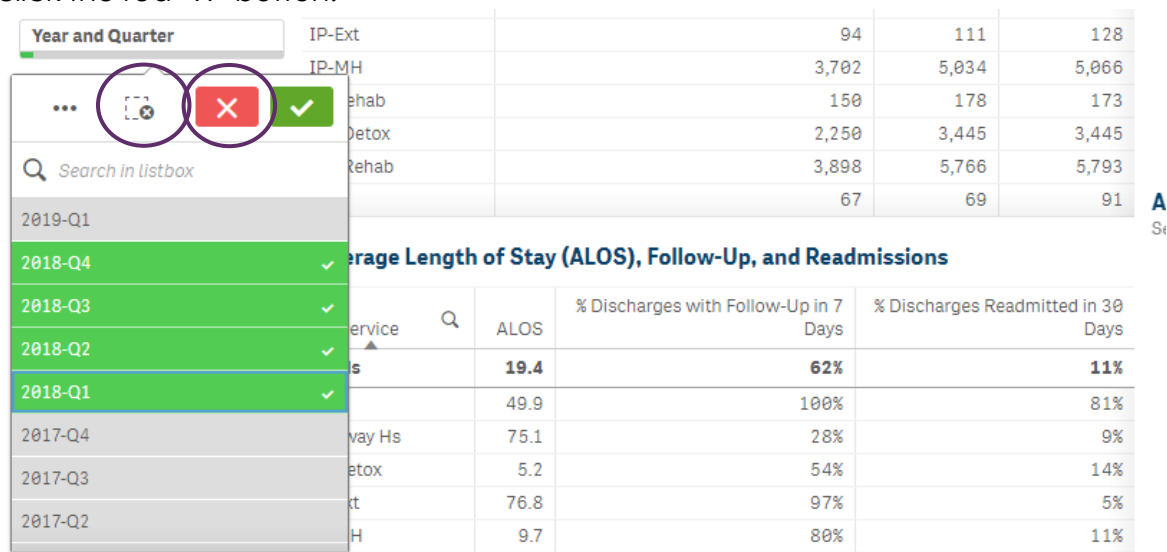
Year and Quarter	IP-Ext	IP-MH	Rehab	Detox	Rehab
2018-Q4	839	37,799	757	12,504	24,303
2018-Q3	1,447	115,761	978	31,613	65,443
2018-Q2	1,447	115,761	978	31,613	65,443
2018-Q1	2,547	3,623	3,623	3,623	3,623

3. **Select All/All Possible Filters Tools:** Click the “...” button to select all filters or all possible filters within a category.



Year and Quarter	IP-Ext	IP-MH	Rehab	Detox	Rehab
2018-Q4	839	37,799	757	12,504	24,303
2018-Q3	1,447	115,761	978	31,613	65,443
2018-Q2	1,447	115,761	978	31,613	65,443
2018-Q1	2,547	3,623	3,623	3,623	3,623

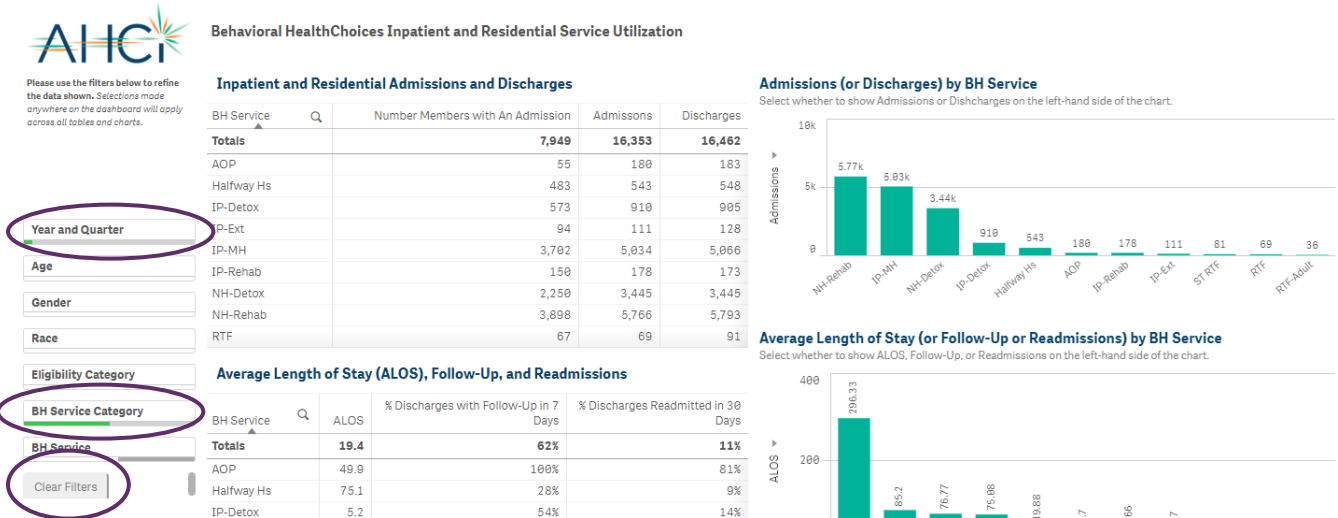
4. **Clear and Cancel Filter Selection Tools:** To clear your selection of filters and keep the menu open, click the “Clear Selection” button. To cancel your selection and close the menu, click the red “X” button.



Year and Quarter	IP-Ext	IP-MH	Rehab	Detox	Rehab
2019-Q1	94	3,702	150	2,250	3,898
2018-Q4	111	5,034	178	3,445	5,766
2018-Q3	128	5,066	173	3,445	5,793
2018-Q2	128	5,066	173	3,445	5,793
2018-Q1	67	69	91	91	91

5. Managing Filters

- Each new filter you select builds upon previous filters, making data MORE specific. For example, selecting all quarters for 2018 from the “Year and Quarter” category and selecting the “MH”, or “Mental Health”, filter from “BH Service Category” will display data for mental health services from 2018.

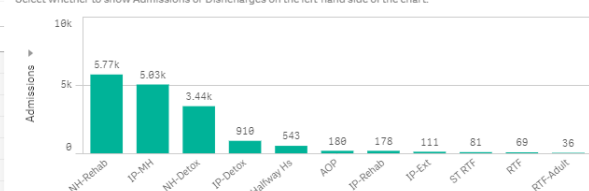


Inpatient and Residential Admissions and Discharges

BH Service	Number Members with An Admission	Admissions	Discharges
Totals	7,949	16,353	16,462
AOP	55	180	183
Halfway Hs	483	543	548
IP-Detox	573	910	905
P-Ext	94	111	128
IP-MH	3,702	5,034	5,066
IP-Rehab	150	178	173
NH-Detox	2,250	3,445	3,445
NH-Rehab	3,898	5,766	5,793
RTF	67	69	91


Admissions (or Discharges) by BH Service

Select whether to show Admissions or Discharges on the left-hand side of the chart.

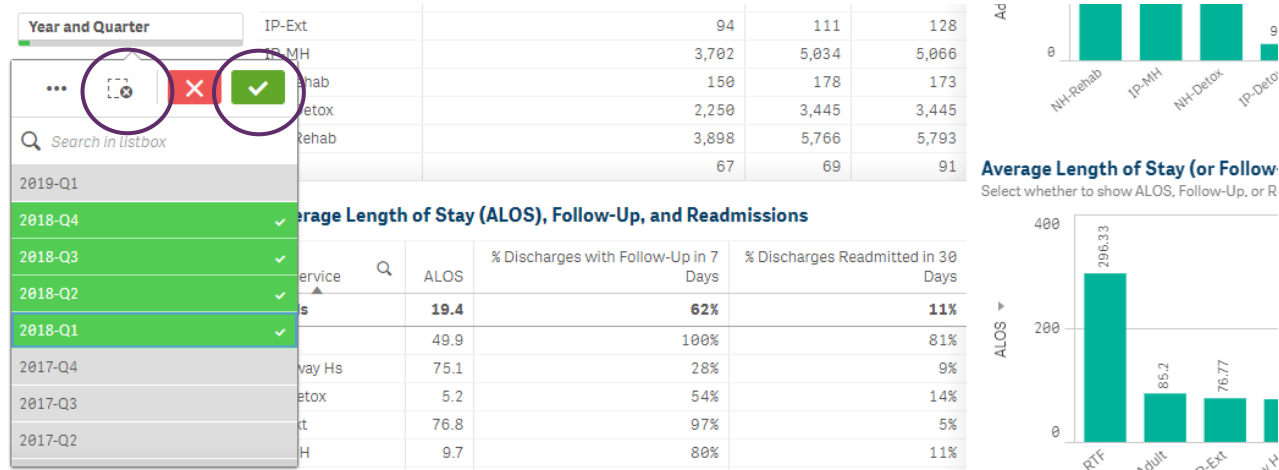


Average Length of Stay (ALOS), Follow-Up, and Readmissions by BH Service

Select whether to show ALOS, Follow-Up, or Readmissions on the left-hand side of the chart.



- To view the data ONLY for a new category, clear any previous filters by either 1) Clicking the “Clear Filters” button, or 2) Using the “Clear Selection” Tool. For example, to view data for mental health services from all years instead of from 2018, open the “Year and Quarter” filter category, click the dotted “Clear Selection” button to remove the 2018 quarters, and click the green check mark to confirm the cancellation.

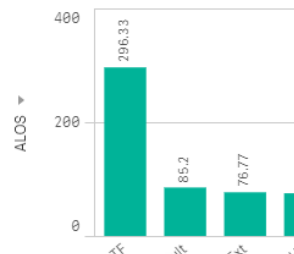


Average Length of Stay (ALOS), Follow-Up, and Readmissions

BH Service	ALOS	% Discharges with Follow-Up in 7 Days	% Discharges Readmitted in 30 Days
Totals	19.4	62%	11%
AOP	49.9	100%	81%
Halfway Hs	75.1	28%	9%
IP-Detox	5.2	54%	14%
IP-MH	76.8	97%	5%
IP-Rehab	9.7	80%	11%

Average Length of Stay (or Follow-Up, or R)

Select whether to show ALOS, Follow-Up, or R



- Please note that the dashboard does not enable you to visually compare data within or across quarters when you select multiple filters; all data is grouped, or aggregated, based on the filters selected.
 - If you select all 2018 quarters from the “Year and Quarter” category, you will not be able to compare quarters.
 - If you select “SA”, or “Substance Use Disorder” services, and “MH”, or “Mental Health” services, from the “BH Service Category”, you will see data for both SA and MH services. You will not be able to compare data between service types.

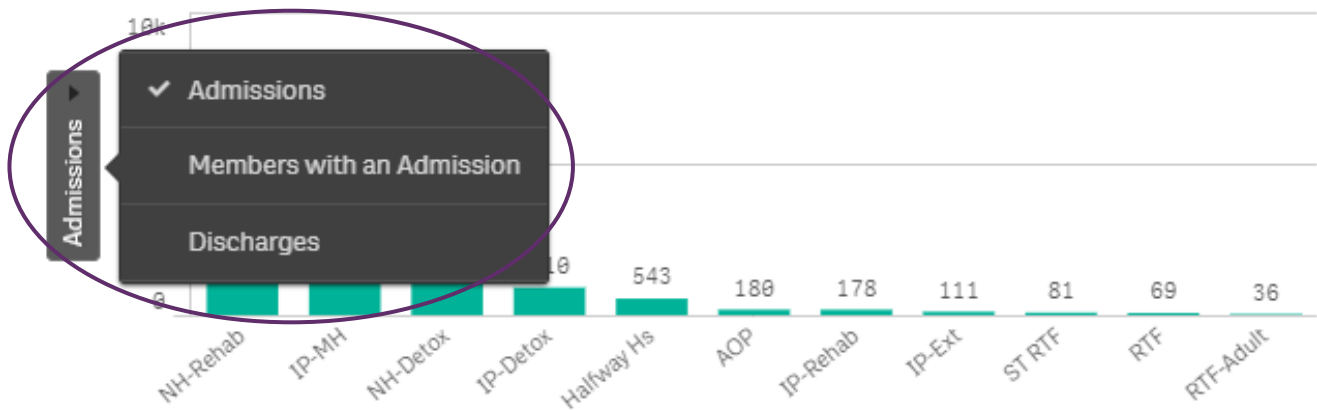
Admissions and Average Length of Stay Graphs

The Admissions Graph offers a visualization of data for the services that have the highest number of admissions or discharges. The Average Length of Stay Graph offers a visualization of data for the services that have the longest average length of stay, percentage of discharges with follow-up within 7 days, and percentage of discharges with readmissions within 30 days among HealthChoices members.

- To change the metric by which the table is organized, select a different option from the Y-axis label to the left of the graph.

Admissions (or Discharges) by BH Service

Select whether to show Admissions or Discharges on the left-hand side of the chart.



- Hover over bars on the chart to see additional details about that data.
- You can change the data you see across the dashboard for one or more services from the graphs by clicking on the bar(s) of the graph, and then clicking on the green check mark to confirm your selection.

